

**NATIONAL ASSEMBLY**

**(For oral reply)**

**QUESTION NO. 327**

**INTERNAL QUESTION PAPER NO. 35**

**DATE OF PUBLICATION: 23 October 2012**

Mr D M Gumede (ANC) to ask the Minister of Tourism:

- (1) Whether there has been an increase in the number of tourist arrivals since 1 April 2011; if not, what is the position in this regard; if so, what increase has been observed from (a) the traditional markets and (b) African countries on a year-to-year basis;
- (2) how does spending of African tourists compare to that of European tourists?

NO3633E

MR D M GUMEDE (ANC)  
SECRETARY TO PARLIAMENT  
HANSARD  
PAPERS OFFICE  
PRESS

## THE MINISTER OF TOURISM ANSWERS:

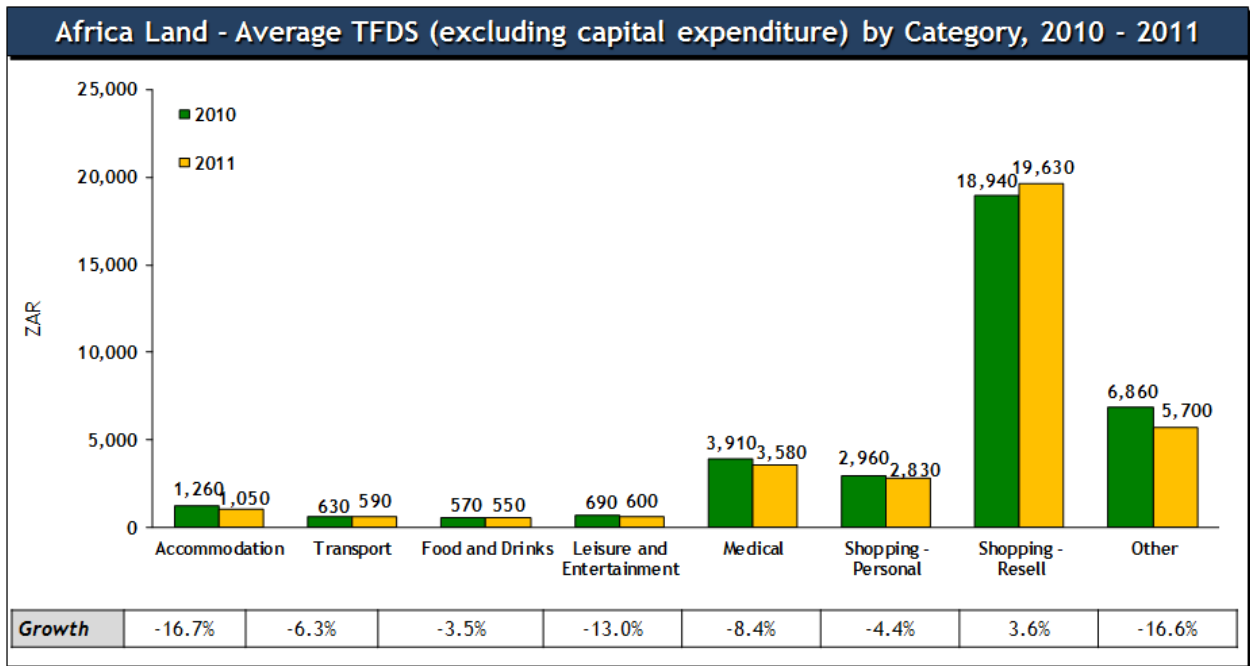
### Question 1(a) & (b)

- Tourist arrivals to South Africa grew by 10,5% for the first six months of 2012, more than double the global average of 5% for the same period;
- The tourism sector experienced particularly strong growth in overseas tourist arrivals, recording 17,1% growth in arrivals from outside of the African continent. A total of 1 163 477 overseas tourist arrivals were recorded for the first six months of 2012, compared to 993 364 tourist arrivals for the corresponding period in 2011;
- Regional Africa as a whole has been one of the strongest performers so far this year, with tourist arrivals from the region growing by 8,3% over the first six months of 2012;
- Growth in tourist arrivals for the first six months of 2012 has been strong in all regions, with particularly strong growth from emerging markets, with Asia growing by 40,7% and Central and South America by 54,4%;
- South Africa's largest market, the United Kingdom, grew by a 5% in the first half of 2012, accounting for 215 514 arrivals, while Australia, Italy and France, which are all core markets for South Africa, recorded double-digit growth in arrivals, at growth rates of 16,3%, 16,2% and 13,7% respectively;
- South Africa's second-largest tourism source market, the United States of America, grew by 16,3%, with 155 522 arrivals recorded, while Germany, our third-largest tourism market, also boasted double-digit growth of 12,2%, representing a total of 118 776 arrivals;

### Question 2

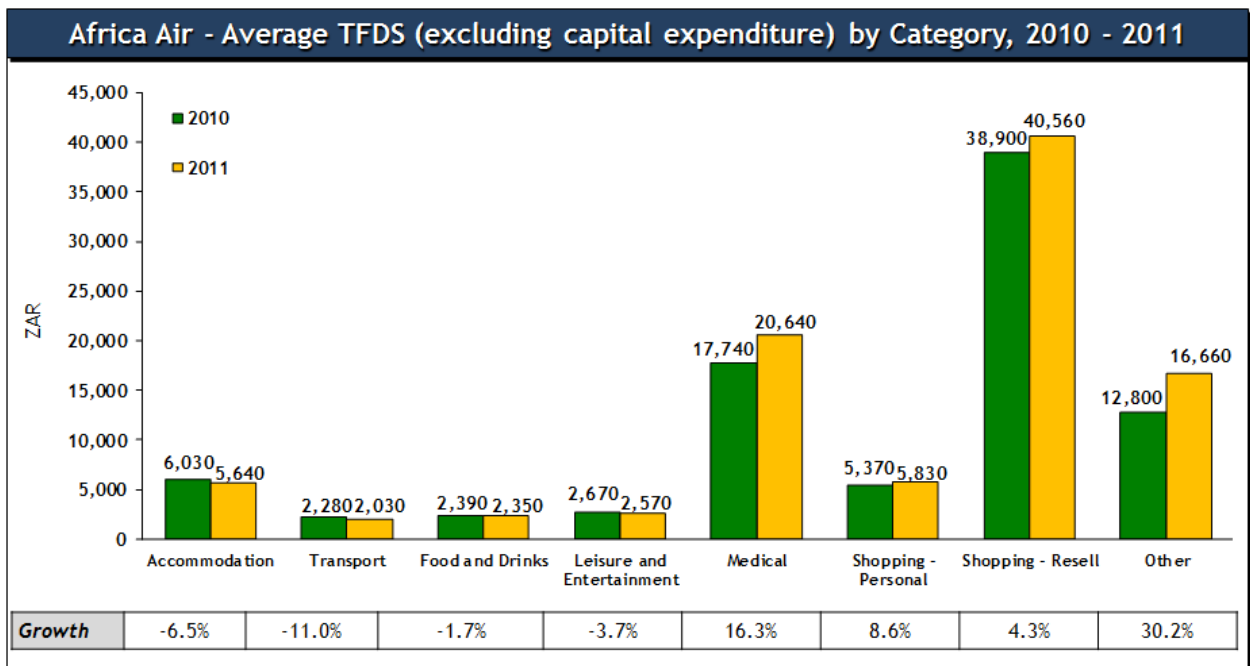
- Figures 1 to 3 show the average spend by tourists from African land markets, African air markets and Europe respectively for 2010 and 2011.

Figure 1: Average spend by tourists from African Land markets: 2010 and 2011



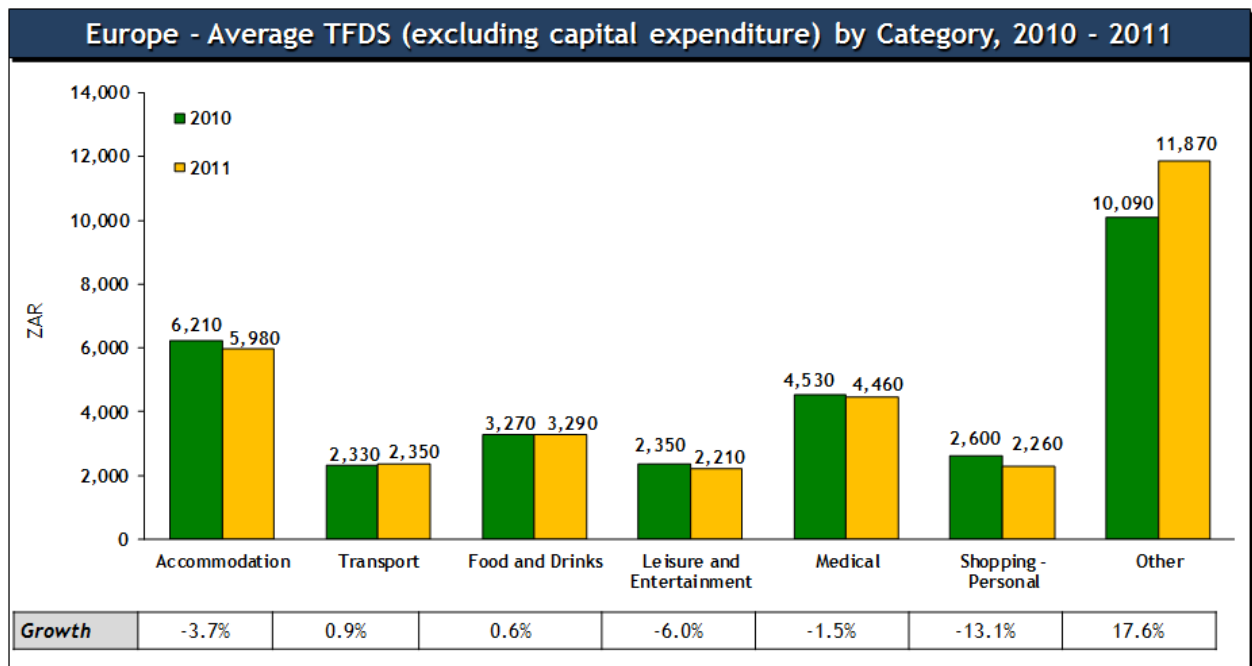
Source: South African Tourism – Annual Report for 2011

Figure 2: Average spend by tourists from African Air markets: 2010 and 2011



Source: South African Tourism – Annual Report for 2011

Figure 3: Average spend by tourists from European markets: 2010 and 2011



Source: South African Tourism – Annual Report for 2011

---oOo---